

Made in stainless steel AISI 304 – AISI 316 upon request

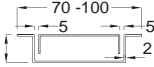
Customized Inoxsystem® drainage lines, (upon request) with connection flanges, reinforced edges, etc..

Line 3050

- Italia channel with double slot
- Odor trap version
- Gully with outlet \varnothing 40, h 120 mm
- Odor trap and filter basket

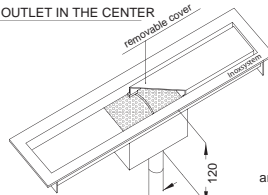
ITALIA CHANNEL SECTION
Art. Inoxsystem® -CI...-

upon request
from 18 to 40 mm



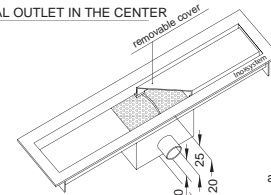
Ideal for: Swimming Pools, Terraces, Shower Stalls, Gyms, Public Areas

VERTICAL OUTLET IN THE CENTER



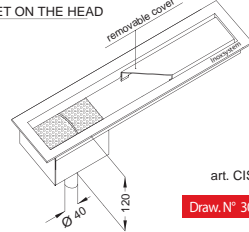
art. CISV
Draw. N° 3053 - 14

HORIZONTAL OUTLET IN THE CENTER



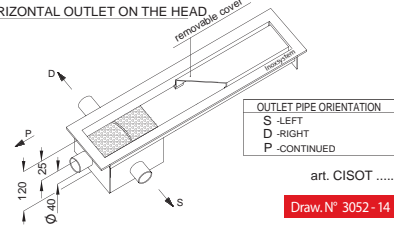
art. CISO
Draw. N° 3051 - 14

VERTICAL OUTLET ON THE HEAD



art. CISVT
Draw. N° 3054 - 14

HORIZONTAL OUTLET ON THE HEAD




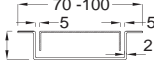
art. CISOT
Draw. N° 3052 - 14

Line 3150

- Italia channel with double slot
- No odor trap version
- Direct outlet pipe \varnothing 40
- Filter basket upon request

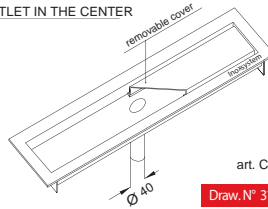
ITALIA CHANNEL SECTION
Art. Inoxsystem® -CI...-

upon request
from 18 to 40 mm



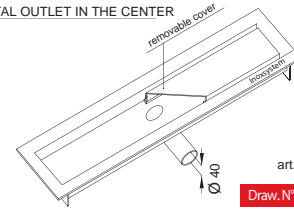
Ideal for: Swimming Pools, Terraces, Shower Stalls, Gyms, Public Areas

VERTICAL OUTLET IN THE CENTER



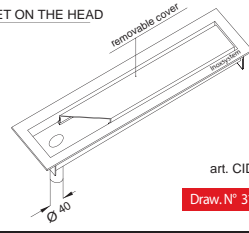
art. CIDV
Draw. N° 3153 - 14

HORIZONTAL OUTLET IN THE CENTER



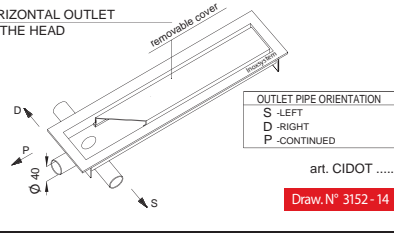
art. CIDO
Draw. N° 3151 - 14

VERTICAL OUTLET ON THE HEAD



art. CIDVT
Draw. N° 3154 - 14

HORIZONTAL OUTLET ON THE HEAD


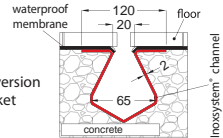


art. CIDOT
Draw. N° 3152 - 14

Line 0450

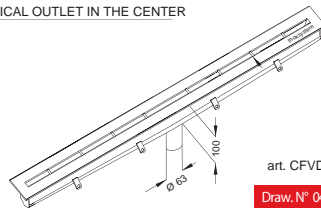
- "Hidden" slot channel to be installed under the floor
- Horizontal edges version
- No inspection gully – No odor trap version
- Direct outlet \varnothing 63 without filter basket
- Upon request: Gully for inspection with odor trap

EXAMPLE OF INSTALLATION



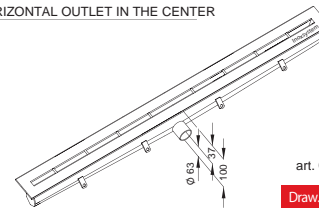
Studied for the support of the upper waterproof membrane and tiles

VERTICAL OUTLET IN THE CENTER



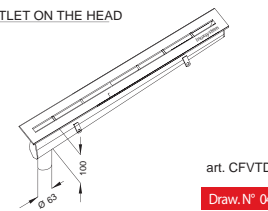
art. CFVDBR
Draw. N° 0453 - 14

HORIZONTAL OUTLET IN THE CENTER



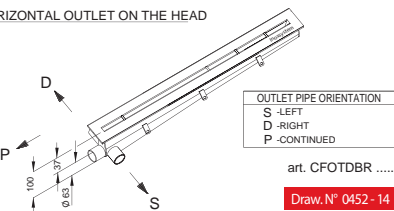
art. CFODBR
Draw. N° 0451 - 14

VERTICAL OUTLET ON THE HEAD



art. CFVTDBR
Draw. N° 0454 - 14

HORIZONTAL OUTLET ON THE HEAD

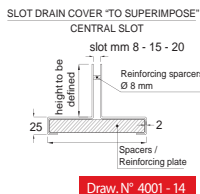


art. CFOTDBR
Draw. N° 0452 - 14

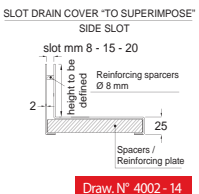
SLOT DRAIN COVER "TO SUPERIMPOSE" FOR CONCRETE CHANNEL OR OTHER



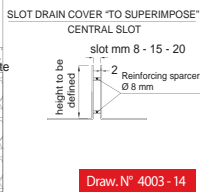
EXAMPLE OF INSTALLATION
Inoxsystem® drain cover in stainless steel



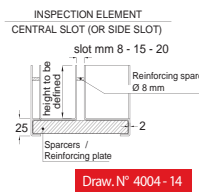
Draw. N° 4001 - 14



Draw. N° 4002 - 14



Draw. N° 4003 - 14



Draw. N° 4004 - 14

GRATING FOR INSPECTION WITH SUBFRAME IN STAINLESS STEEL

STANDARD GRATING Mesh 25x22



Draw. N° 0863 - 14

HEAVY LADDER GRATING PLATE 25x8



Draw. N° 0861 - 14

HEELGUARD GRATING Mesh 50x11



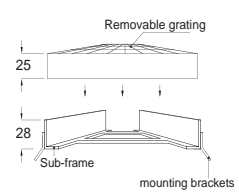
Draw. N° 0864 - 14

GRATING ON PLATE WITH DOUBLE LATERAL SLOT



Draw. N° 0865 - 14

GRATING AND SUB-FRAME IN STAINLESS STEEL



EXAMPLE OF INSTALLATION

